Jefferson County Communications Center Authority
JEFFCOM911

February 2021
Monthly Report

Table of Contents

JEFFCOM – Law 3

JEFFCOM – Fire 4

Call Volume 5

West Metro Fire 6

Arvada Fire 7

Golden Fire 8

Fairmount Fire 9

Pleasant View Fire 10

Golden Gate Fire 11

Evergreen Fire 12

Inter-Canyon Fire 13

Indian Hills Fire 14

Elk Creek Fire 15

North Fork Fire 16

Highland Rescue 17

Genesee Fire 18

Foothills Fire 19

Jeffco Sheriff 20

Lakewood PD 21

Wheat Ridge PD 22

Arvada PD 23

Golden PD 24

Lakeside PD 25

Morrison PD 26

Mountain View PD 27

Edgewater PD 28

Colorado School of Mines PD 29

JEFFCOM – Law

Calls Received, Processed and Dispatched Stats

LAW

Agency	Total FEB. Calls	FEB. % Total	6 Month Trend
Lakewood PD	5790	30.02%	
Arvada PD	3236	16.78%	
Jeffco Sheriff	2910	15.09%	
Wheat Ridge PD	1833	9.51%	
Golden PD	516	2.68%	
Edgewater PD	293	1.52%	
Lakeside PD	98	0.51%	
Morrison PD	64	0.33%	
CSM	27	0.14%	
Mountain View PD	17	0.09%	
Total	**14,784**	76.66%	

Law call numbers based on the following criteria:

1. Call received and processed by JeffCom

2. Call dispatched by JeffCom

3. Self-initiated activity removed

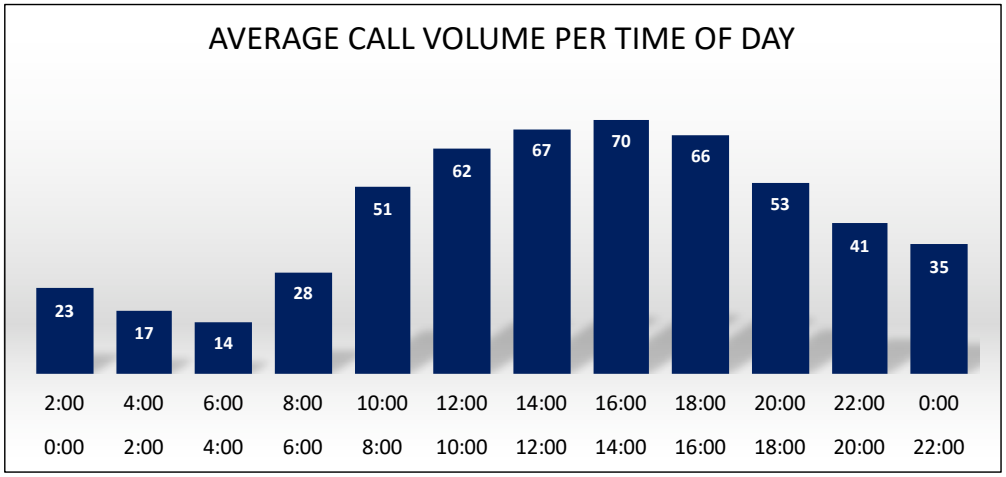

LAW - Total CAD Dispatched Calls by Day of Week

	Priority								
Day of Week	0	1	2	3	4	5	6	Total	% of Calls Per Day
Sunday	1	226	592	551	82	268	88	1808	12.23%
Monday	0	180	690	650	133	520	72	2245	15.19%
Tuesday	3	168	729	634	155	497	122	2308	15.61%
Wednesday	1	158	726	635	141	450	104	2215	14.98%
Thursday	0	190	630	602	126	466	85	2099	14.20%
Friday	1	196	655	669	118	457	95	2191	14.82%
Saturday	1	211	666	544	98	314	84	1918	12.97%
Total	**7**	**1329**	**4688**	**4285**	**853**	**2972**	**650**	**14784**	

JEFFCOM – Fire

Calls Received, Processed and Dispatched Stats

FIRE

Agency	Total FEB. Calls	FEB. % Total	6 Month Trend
West Metro Fire	2632	13.65%	
Arvada Fire	1188	6.16%	
Golden Fire	228	1.18%	
Evergreen Fire	177	0.92%	
Fairmount Fire	57	0.30%	
Elk Creek Fire	52	0.27%	
Highland Rescue	49	0.25%	
Foothills Fire	32	0.17%	
Pleasant View Fire	32	0.17%	
Inter Canyon Fire	24	0.12%	
Indian Hills Fire	14	0.07%	
Genesee Fire	12	0.06%	
Golden Gate Fire	2	0.01%	
North Fork Fire	1	0.01%	
Total	**4,500**	23.34%	

Fire call numbers based on the following criteria:

1. Call received and processed by JeffCom

2. Call dispatched by JeffCom

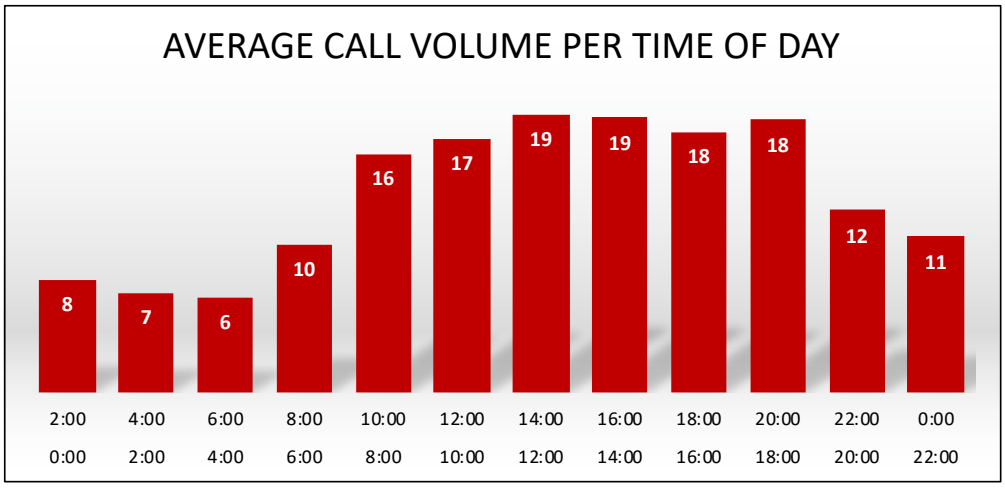

FIRE - Total CAD Dispatched Calls by Day of Week

Priority								
Day of Week	1	2	3	4	5	6	Total	% of Calls Per Day
Sunday	17	374	245	9	1	1	647	14.38%
Monday	12	476	255	12	0	1	756	16.80%
Tuesday	13	410	222	19	0	1	665	14.78%
Wednesday	20	385	190	9	0	1	605	13.44%
Thursday	8	379	207	8	0	0	602	13.38%
Friday	14	347	242	11	1	0	615	13.67%
Saturday	17	382	204	6	0	1	610	13.56%
Total	**101**	**2753**	**1565**	**74**	**2**	**5**	**4500**	

Call Volume

JEFFCOM

CALL VOLUME					
Line	**Calls**	**Notes**	**Line**	**Calls**	**Notes**
911	16,510	1.97% Increase Per Day from January	**Outgoing Calls**	16,358	7.85% Increase Per Day from January
Admin	31,979	4.92% Increase Per Day from January			
Total	48,489	3.90% Increase Per Day from January			

6 MONTH TRENDS

West Metro Fire

Dispatch Report

Call Designation
P1 – Echo Call
P2 – Charlie Call; Delta Call
P3 – Alpha Call; Bravo Call

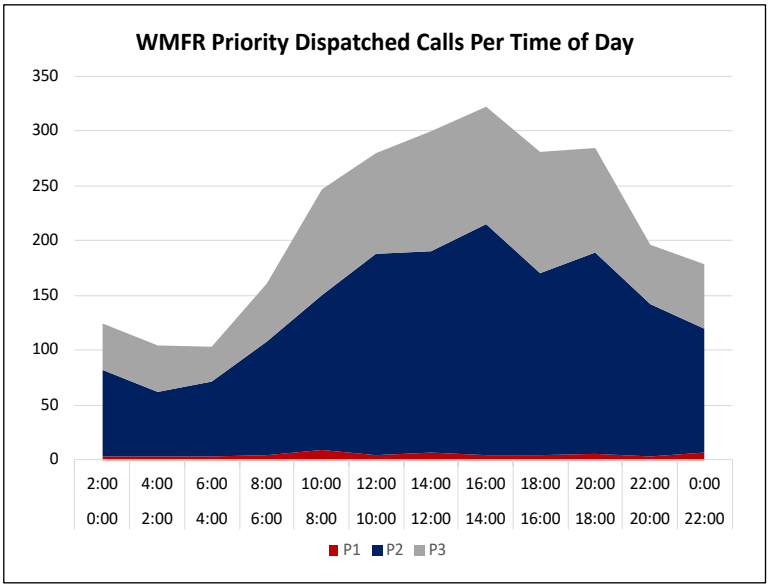

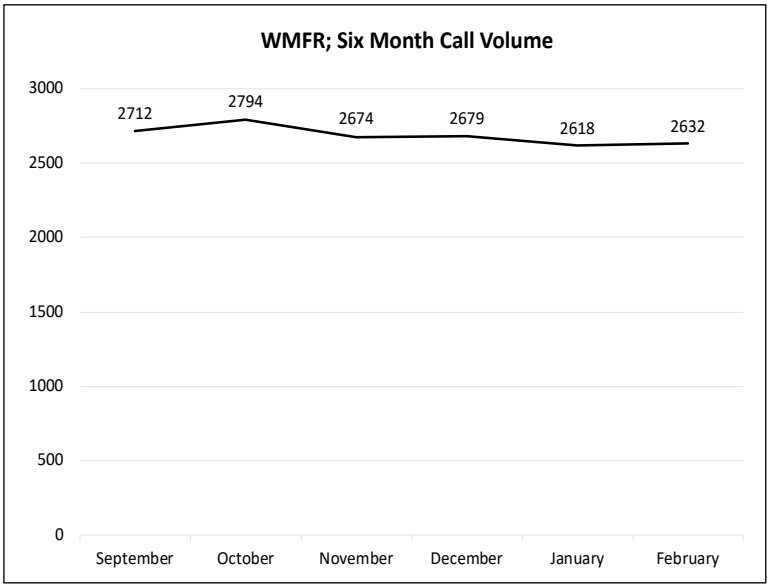

Dispatched Call Volume Per Day of the Week; P1 - P3					
Day of Week	**P1**	**P2**	**P3**	**Total**	**Average**
Sunday	11	213	133	357	89.3
Monday	8	275	142	425	106.3
Tuesday	7	275	133	415	103.8
Wednesday	13	219	110	342	85.5
Thursday	4	214	122	340	85.0
Friday	8	212	133	353	88.3
Saturday	13	217	123	353	88.3

1. Call received and processed by JeffCom
2. Call dispatched by JeffCom
3. Self-initiated activity removed

Call Entry To Unit Assignment		
Priority	**Count**	**Assignment < 1 Minute**
1	64	97%
2	1625	94%

Arvada Fire

Dispatch Report

Call Designation

P1 – Echo Call
P2 – Charlie Call; Delta Call
P3 – Alpha Call; Bravo Call

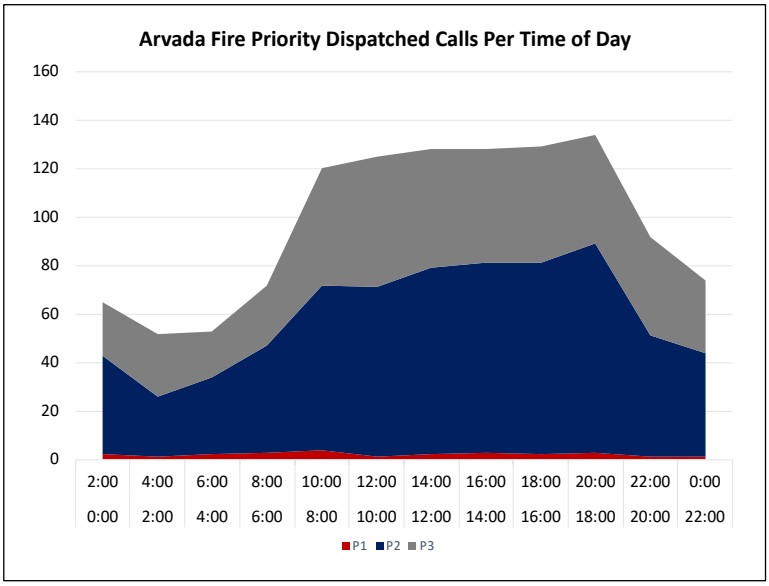

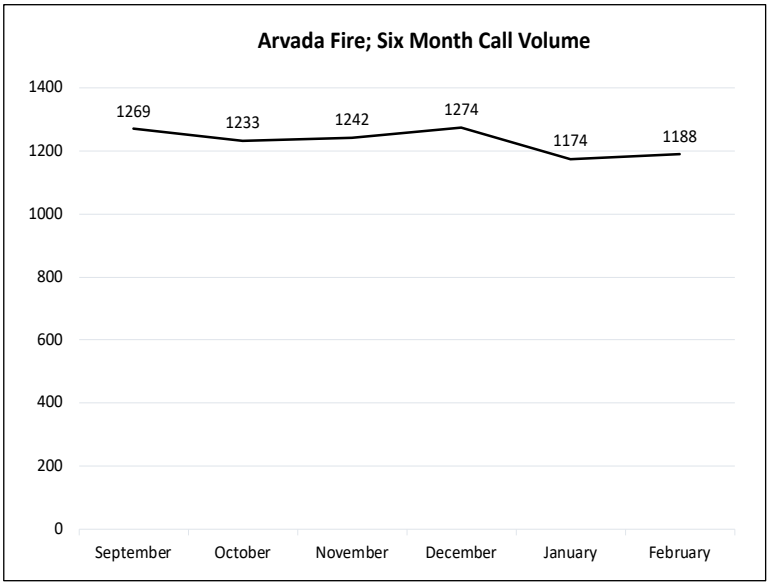

Dispatched Call Volume Per Day of the Week; P1 - P3					
Day of Week	**P1**	**P2**	**P3**	**Total**	**Average**
Sunday	5	94	80	179	44.8
Monday	3	126	75	204	51.0
Tuesday	3	74	56	133	33.3
Wednesday	5	104	58	167	41.8
Thursday	2	102	60	164	41.0
Friday	4	89	72	165	41.3
Saturday	3	104	53	160	40.0

1. Call received and processed by JeffCom
2. Call dispatched by JeffCom
3. Self-initiated activity removed

Call Entry To Unit Assignment		
Priority	**Count**	**Assignment < 1 Minute**
1	25	96%
2	693	96%

Golden Fire

Dispatch Report

Call Designation

P1 – Echo Call
P2 – Charlie Call; Delta Call
P3 – Alpha Call; Bravo Call

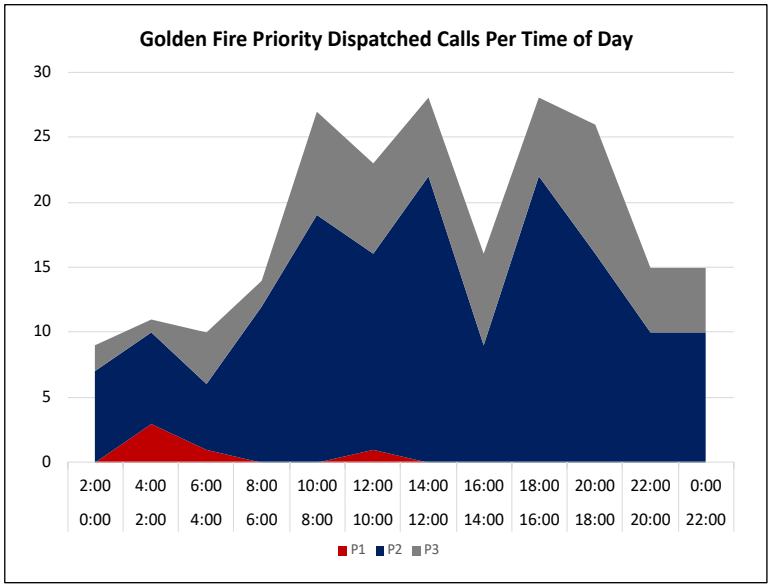

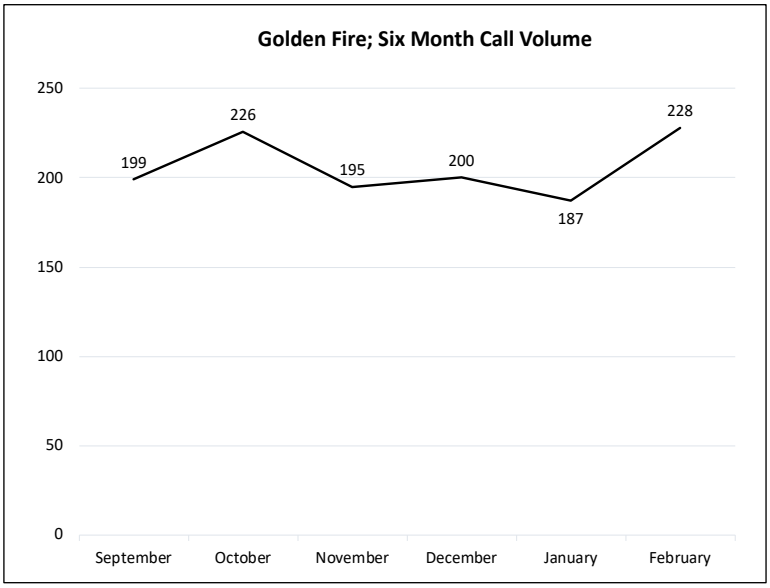

Dispatched Call Volume Per Day of the Week; P1 - P3					
Day of Week	**P1**	**P2**	**P3**	**Total**	**Average**
Sunday	0	24	9	33	8.3
Monday	1	24	10	35	8.8
Tuesday	0	27	13	40	10.0
Wednesday	2	22	4	28	7.0
Thursday	0	19	5	24	6.0
Friday	1	15	15	31	7.8
Saturday	1	23	7	31	7.8

1. Call received and processed by JeffCom
2. Call dispatched by JeffCom
3. Self-initiated activity removed

Call Entry To Unit Assignment		
Priority	**Count**	**Assignment < 1 Minute**
1	5	100%
2	154	92%

Fairmount Fire

Dispatch Report

Call Designation

P1 – Echo Call
P2 – Charlie Call; Delta Call
P3 – Alpha Call; Bravo Call

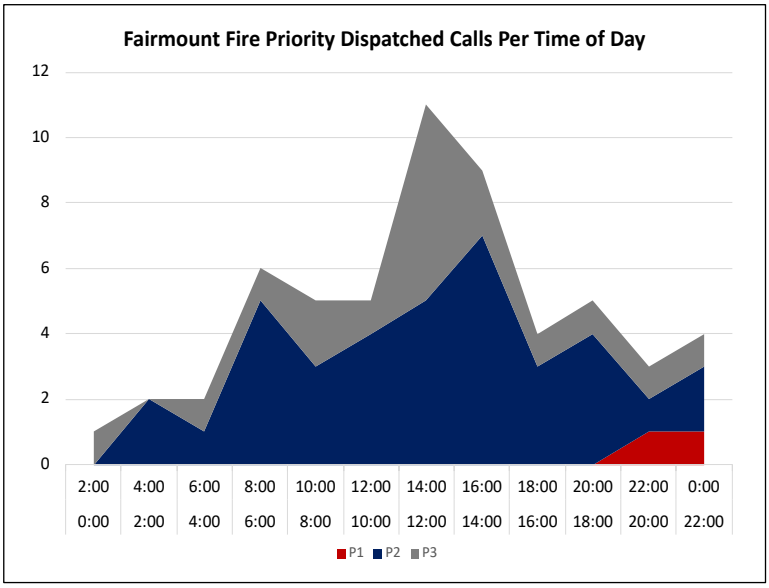

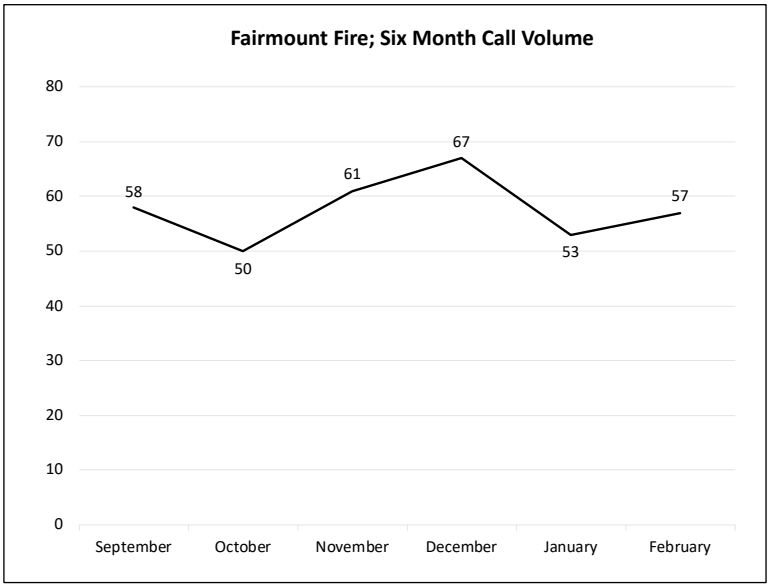

Dispatched Call Volume Per Day of the Week; P1 - P3					
Day of Week	**P1**	**P2**	**P3**	**Total**	**Average**
Sunday	0	7	2	9	2.3
Monday	0	7	4	11	2.8
Tuesday	1	8	1	10	2.5
Wednesday	0	2	4	6	1.5
Thursday	0	2	1	3	0.8
Friday	1	4	5	10	2.5
Saturday	0	7	1	8	2.0

1. Call received and processed by JeffCom
2. Call dispatched by JeffCom
3. Self-initiated activity removed

Call Entry To Unit Assignment		
Priority	**Count**	**Assignment < 1 Minute**
1	2	100%
2	37	95%

Pleasant View Fire

Dispatch Report

Call Designation

P1 – Echo Call
P2 – Charlie Call; Delta Call
P3 – Alpha Call; Bravo Call

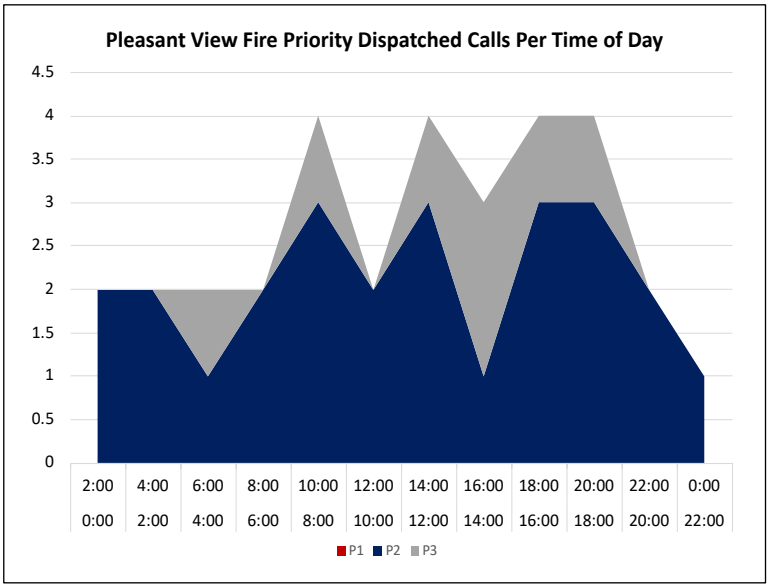

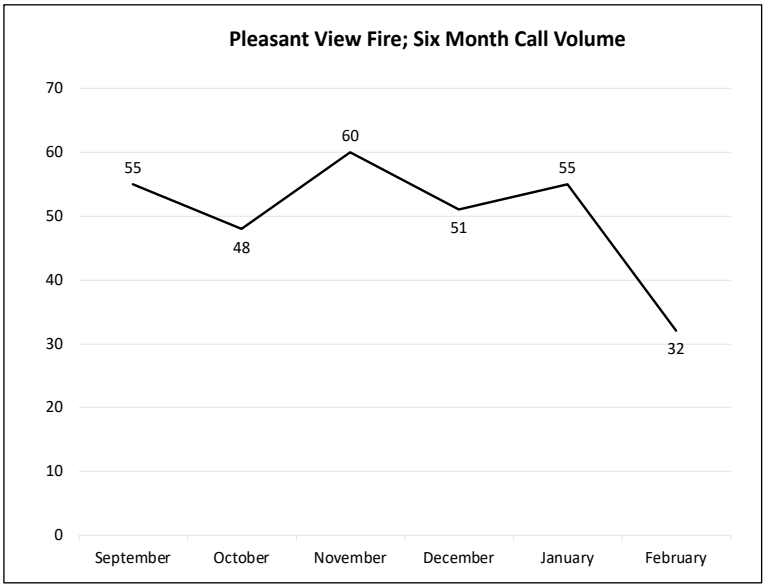

Dispatched Call Volume Per Day of the Week; P1 - P3					
Day of Week	**P1**	**P2**	**P3**	**Total**	**Average**
Sunday	0	4	1	5	1.3
Monday	0	3	1	4	1.0
Tuesday	0	3	2	5	1.3
Wednesday	0	3	0	3	0.8
Thursday	0	4	0	4	1.0
Friday	0	2	3	5	1.3
Saturday	0	6	0	6	1.5

1. Call received and processed by JeffCom
2. Call dispatched by JeffCom
3. Self-initiated activity removed

Call Entry To Unit Assignment		
Priority	**Count**	**Assignment < 1 Minute**
1	N/A	N/A
2	25	100%

Golden Gate Fire

Dispatch Report

Call Designation

P1 – Echo Call
P2 – Charlie Call; Delta Call
P3 – Alpha Call; Bravo Call

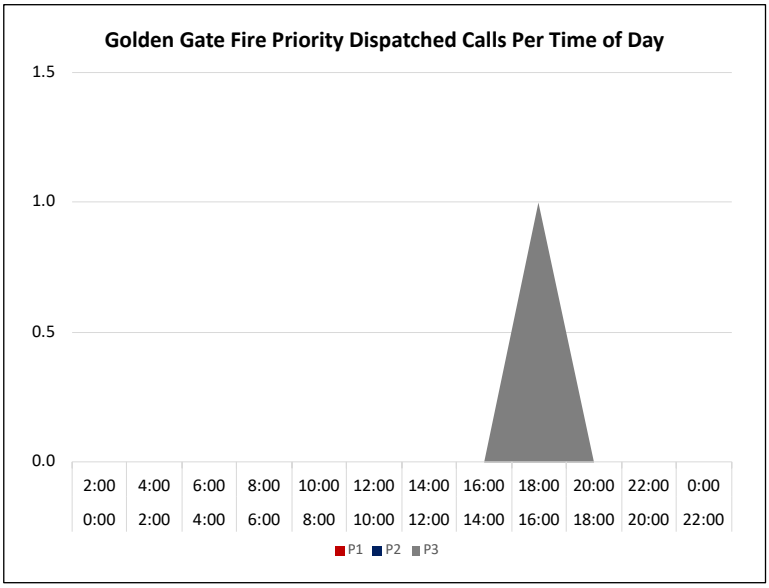

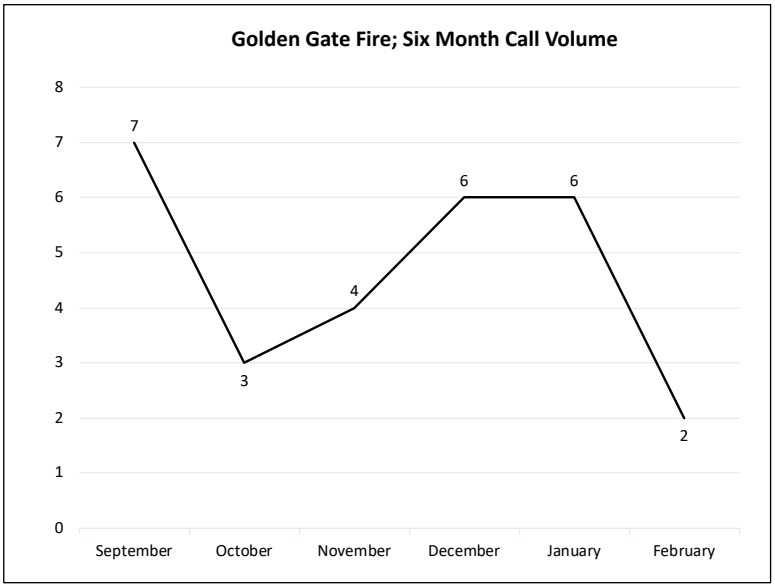

Dispatched Call Volume Per Day of the Week; P1 - P3					
Day of Week	**P1**	**P2**	**P3**	**Total**	**Average**
Sunday	0	0	0	0	0.0
Monday	0	0	0	0	0.0
Tuesday	0	0	1	1	0.3
Wednesday	0	0	0	0	0.0
Thursday	0	0	0	0	0.0
Friday	0	0	0	0	0.0
Saturday	0	0	0	0	0.0

1. Call received and processed by JeffCom
2. Call dispatched by JeffCom
3. Self-initiated activity removed

Call Entry To Unit Assignment		
Priority	**Count**	**Assignment < 1 Minute**
1	N/A	N/A
2	N/A	N/A

Evergreen Fire

Dispatch Report

Call Designation

P1 – Echo Call
P2 – Charlie Call; Delta Call
P3 – Alpha Call; Bravo Call

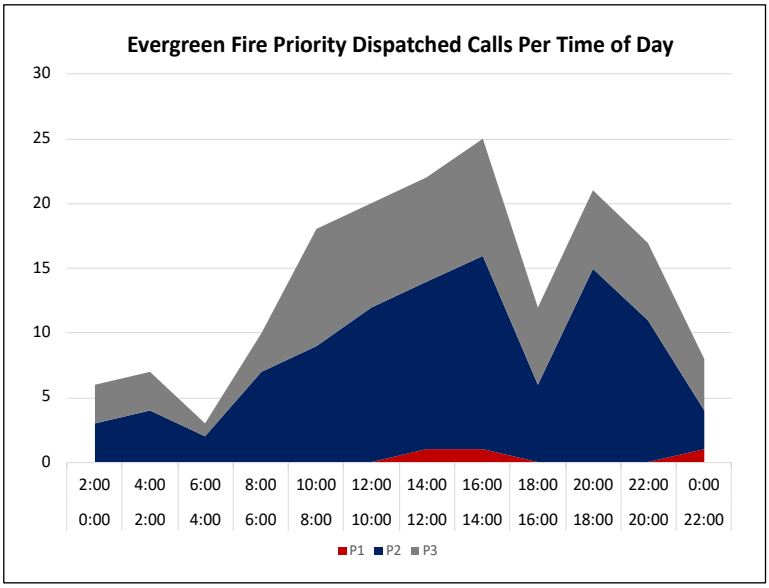

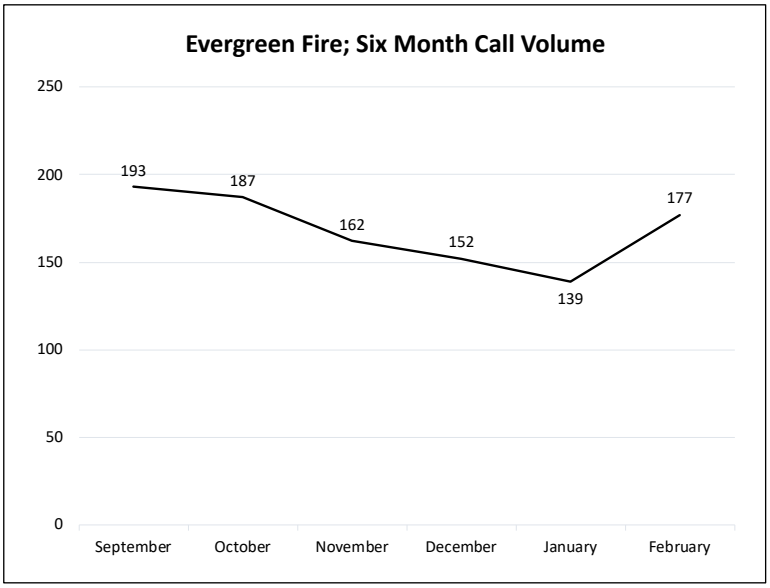

Dispatched Call Volume Per Day of the Week; P1 - P3					
Day of Week	**P1**	**P2**	**P3**	**Total**	**Average**
Sunday	0	14	10	24	6.0
Monday	0	20	15	35	8.8
Tuesday	2	17	4	23	5.8
Wednesday	0	9	11	20	5.0
Thursday	1	19	8	28	7.0
Friday	0	14	6	20	5.0
Saturday	0	7	12	19	4.8

1. Call received and processed by JeffCom

2. Call dispatched by JeffCom

3. Self-initiated activity removed

Call Entry To Unit Assignment		
Priority	**Count**	**Assignment < 1 Minute**
1	3	67%
2	100	82%

Inter-Canyon Fire

Dispatch Report

Call Designation
P1 – Echo Call
P2 – Charlie Call; Delta Call
P3 – Alpha Call; Bravo Call

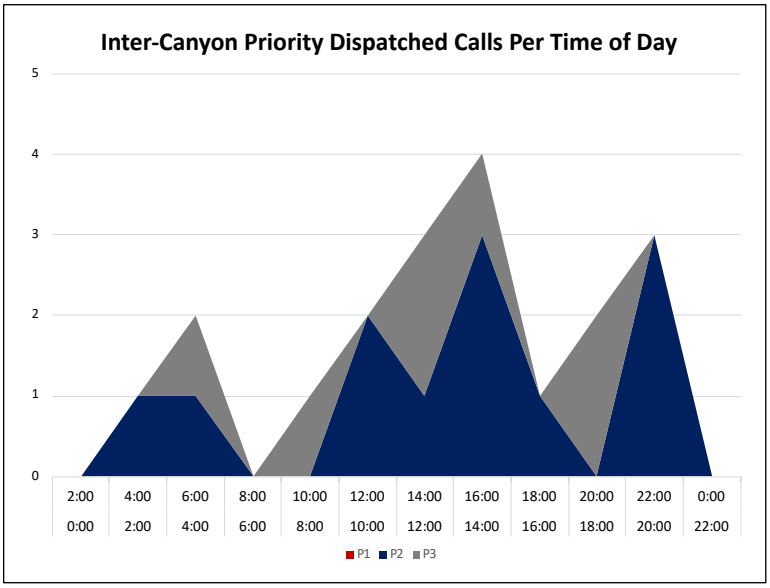

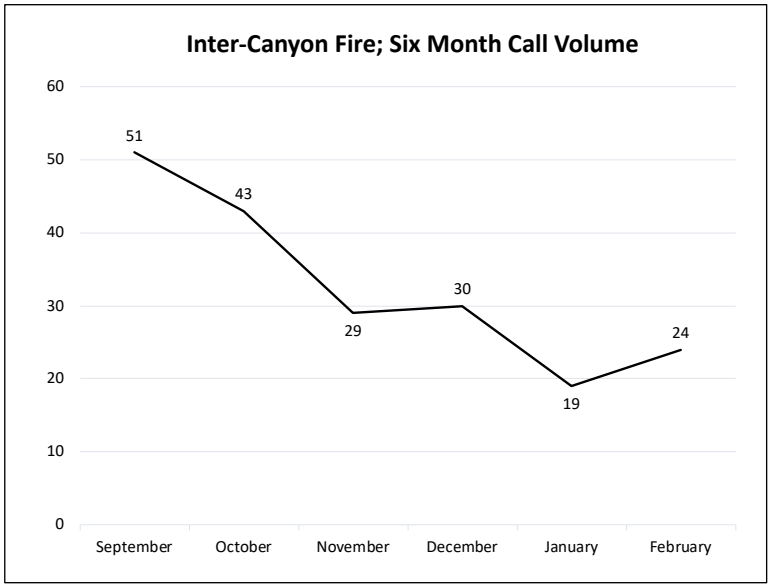

Dispatched Call Volume Per Day of the Week; P1 - P3					
Day of Week	**P1**	**P2**	**P3**	**Total**	**Average**
Sunday	1	2	1	4	1.0
Monday	0	5	0	5	1.3
Tuesday	0	2	1	3	0.8
Wednesday	0	2	0	2	0.5
Thursday	0	4	0	4	1.0
Friday	0	2	0	2	0.5
Saturday	0	2	0	2	0.5

1. Call received and processed by JeffCom

2. Call dispatched by JeffCom

3. Self-initiated activity removed

Call Entry To Unit Assignment		
Priority	**Count**	**Assignment < 1 Minute**
1	1	100%
2	19	84%

Indian Hills Fire

Dispatch Report

Call Designation

P1 – Echo Call
P2 – Charlie Call; Delta Call
P3 – Alpha Call; Bravo Call

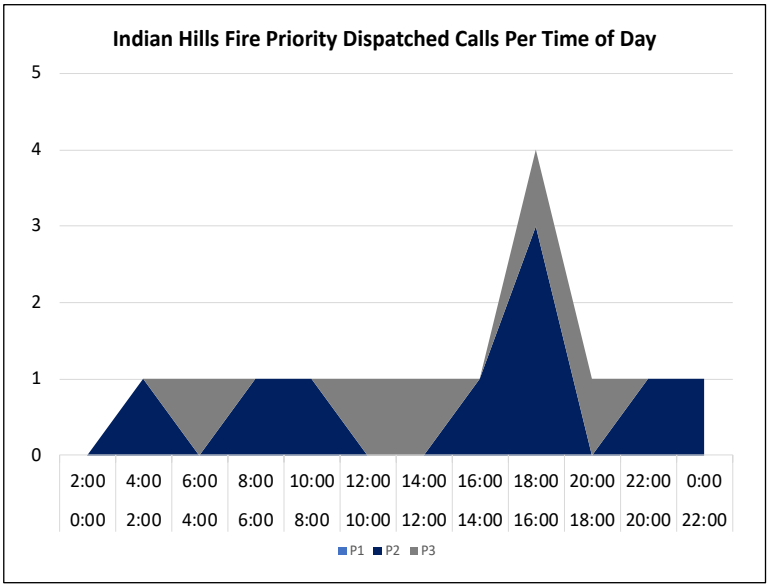

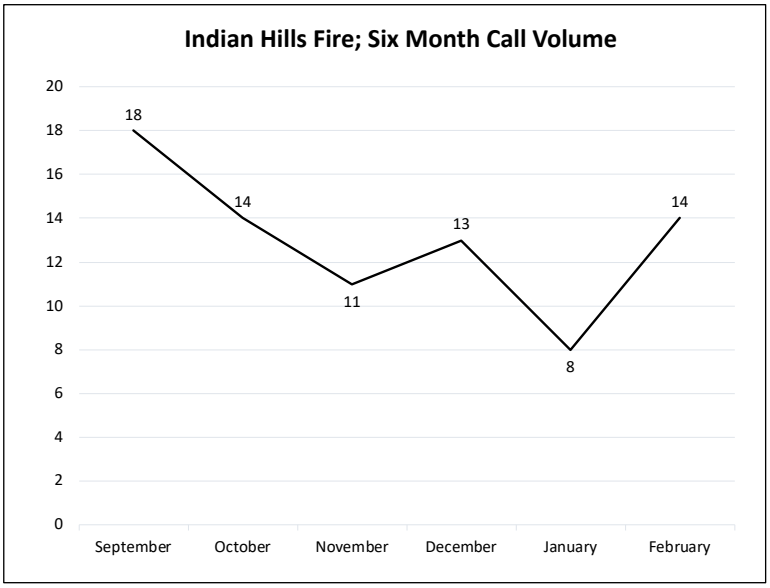

Dispatched Call Volume Per Day of the Week; P1 - P3					
Day of Week	**P1**	**P2**	**P3**	**Total**	**Average**
Sunday	0	1	1	2	0.5
Monday	0	2	0	2	0.5
Tuesday	0	0	2	2	0.5
Wednesday	0	3	0	3	0.8
Thursday	0	1	1	2	0.5
Friday	0	2	0	2	0.5
Saturday	0	0	1	1	0.3

1. Call received and processed by JeffCom
2. Call dispatched by JeffCom
3. Self-initiated activity removed

Call Entry To Unit Assignment		
Priority	**Count**	**Assignment < 1 Minute**
1	N/A	N/A
2	9	67%

Elk Creek Fire

Dispatch Report

Call Designation

P1 – Echo Call
P2 – Charlie Call; Delta Call
P3 – Alpha Call; Bravo Call

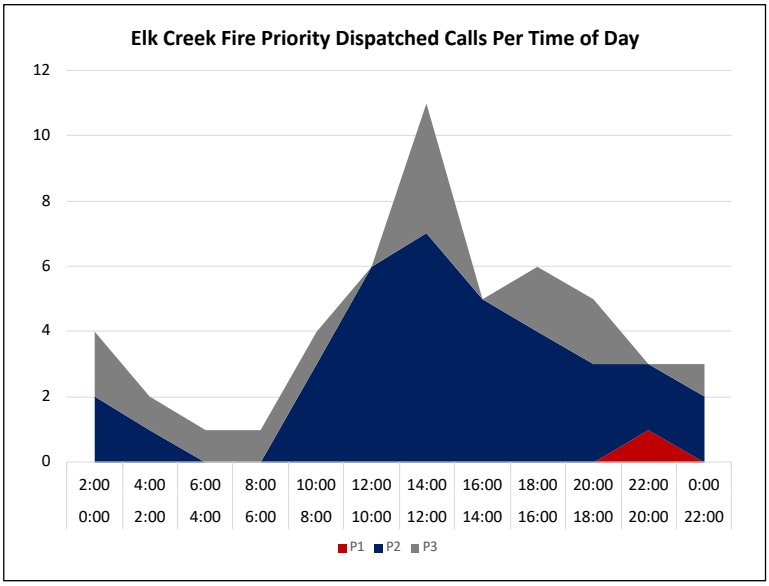

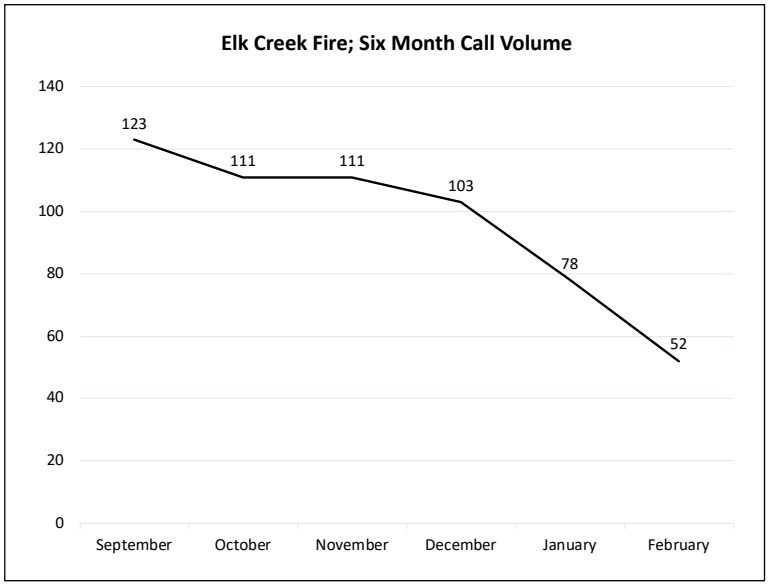

Dispatched Call Volume Per Day of the Week; P1 - P3					
Day of Week	**P1**	**P2**	**P3**	**Total**	**Average**
Sunday	0	2	4	6	1.5
Monday	0	7	4	11	2.8
Tuesday	0	2	1	3	0.8
Wednesday	0	8	1	9	2.3
Thursday	1	7	2	10	2.5
Friday	0	2	2	4	1.0
Saturday	0	7	1	8	2.0

1. Call received and processed by JeffCom
2. Call dispatched by JeffCom
3. Self-initiated activity removed

Call Entry To Unit Assignment		
Priority	**Count**	**Assignment < 1 Minute**
1	N/A	N/A
2	49	86%

North Fork Fire

Dispatch Report

Call Designation

P1 – Echo Call
P2 – Charlie Call; Delta Call
P3 – Alpha Call; Bravo Call

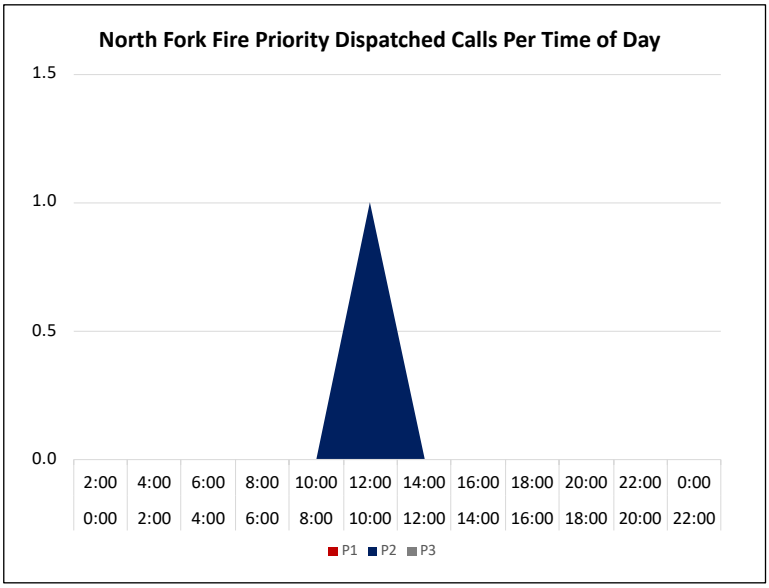

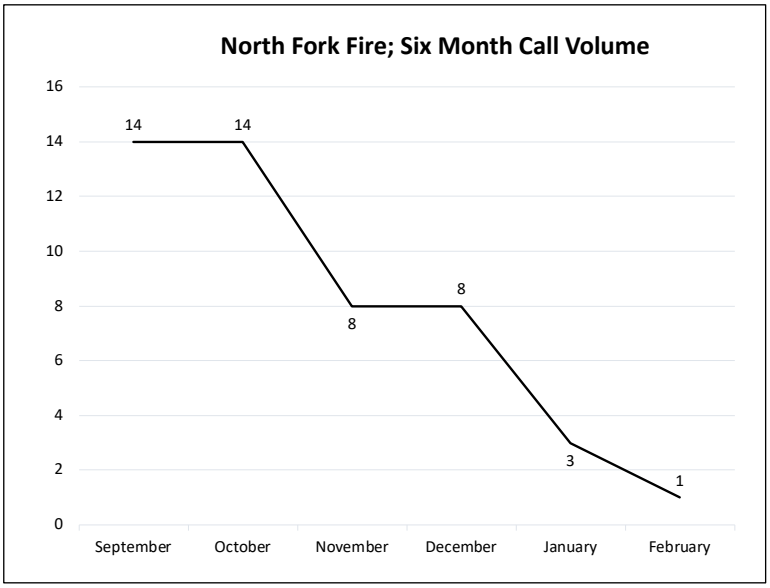

Dispatched Call Volume Per Day of the Week; P1 - P3					
Day of Week	**P1**	**P2**	**P3**	**Total**	**Average**
Sunday	0	0	0	0	0.0
Monday	0	0	0	0	0.0
Tuesday	0	0	0	0	0.0
Wednesday	0	0	0	0	0.0
Thursday	0	0	0	0	0.0
Friday	0	1	0	1	0.3
Saturday	0	0	0	0	0.0

1. Call received and processed by JeffCom
2. Call dispatched by JeffCom
3. Self-initiated activity removed

Call Entry To Unit Assignment		
Priority	**Count**	**Assignment < 1 Minute**
1	N/A	N/A
2	1	100%

Highland Rescue

Dispatch Report

Call Designation

P1 – Echo Call
P2 – Charlie Call; Delta Call
P3 – Alpha Call; Bravo Call

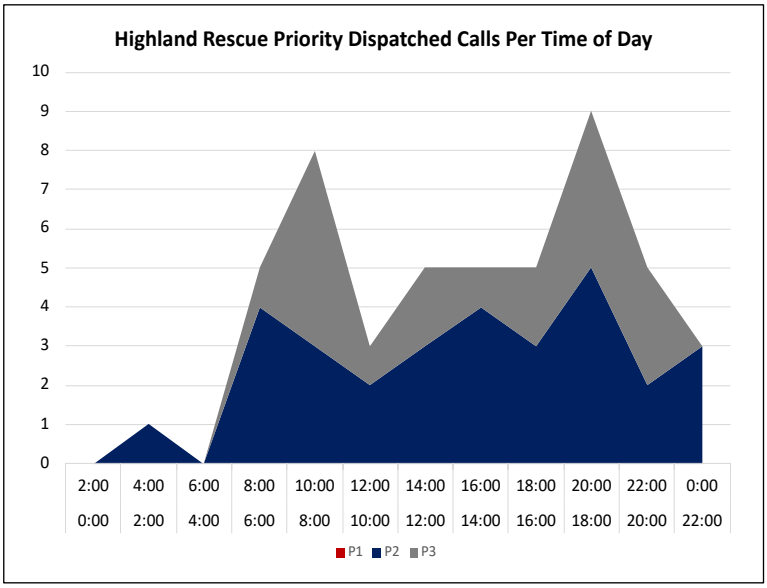

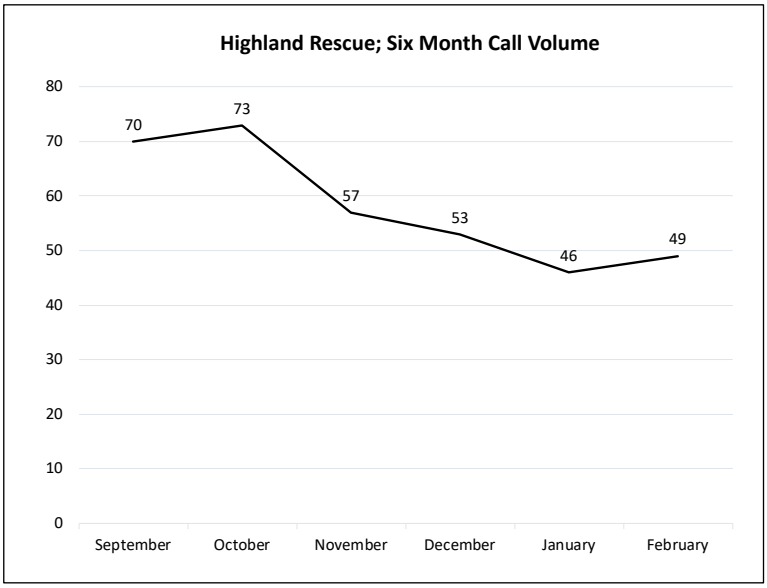

Dispatched Call Volume Per Day of the Week; P1 - P3

Day of Week	P1	P2	P3	Total	Average
Sunday	0	7	2	9	2.3
Monday	0	4	2	6	1.5
Tuesday	0	1	4	5	1.3
Wednesday	0	7	1	8	2.0
Thursday	0	4	4	8	2.0
Friday	0	2	3	5	1.3
Saturday	0	5	3	8	2.0

1. Call received and processed by JeffCom
2. Call dispatched by JeffCom
3. Self-initiated activity removed

Call Entry To Unit Assignment

Priority	Count	Assignment < 1 Minute
1	N/A	N/A
2	30	70%

Genesee Fire

Dispatch Report

Call Designation

P1 – Echo Call
P2 – Charlie Call; Delta Call
P3 – Alpha Call; Bravo Call

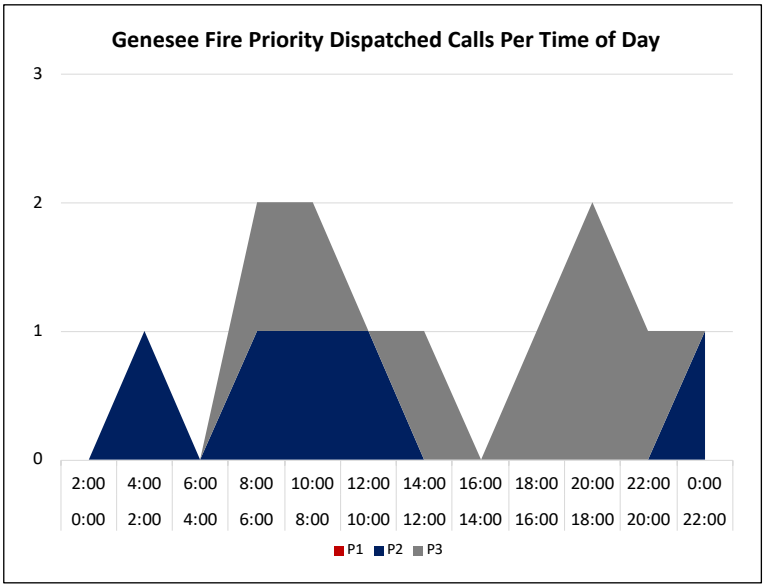

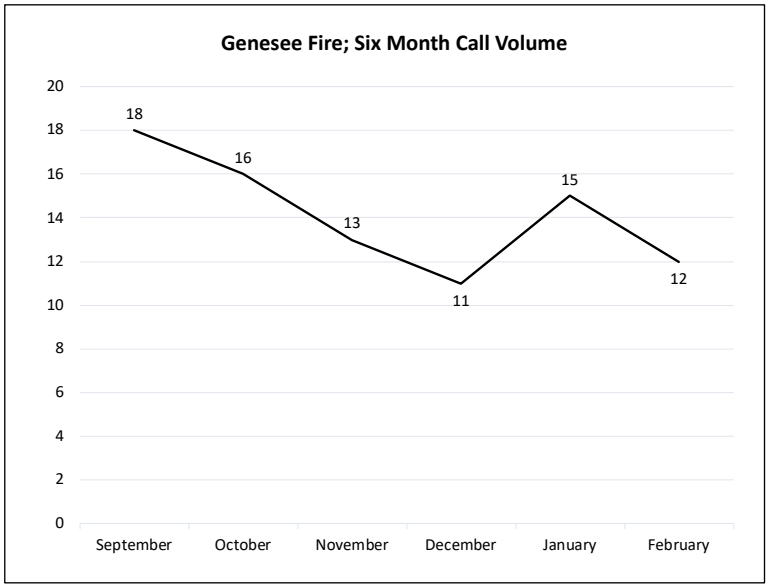

Dispatched Call Volume Per Day of the Week; P1 - P3					
Day of Week	**P1**	**P2**	**P3**	**Total**	**Average**
Sunday	0	1	1	2	0.5
Monday	0	1	0	1	0.3
Tuesday	0	0	1	1	0.3
Wednesday	0	1	1	2	0.5
Thursday	0	2	1	3	0.8
Friday	0	0	1	1	0.3
Saturday	0	0	2	2	0.5

1. Call received and processed by JeffCom
2. Call dispatched by JeffCom
3. Self-initiated activity removed

Call Entry To Unit Assignment		
Priority	**Count**	**Assignment < 1 Minute**
1	N/A	N/A
2	5	60%

Foothills Fire

Dispatch Report

Call Designation
P1 – Echo Call
P2 – Charlie Call; Delta Call
P3 – Alpha Call; Bravo Call

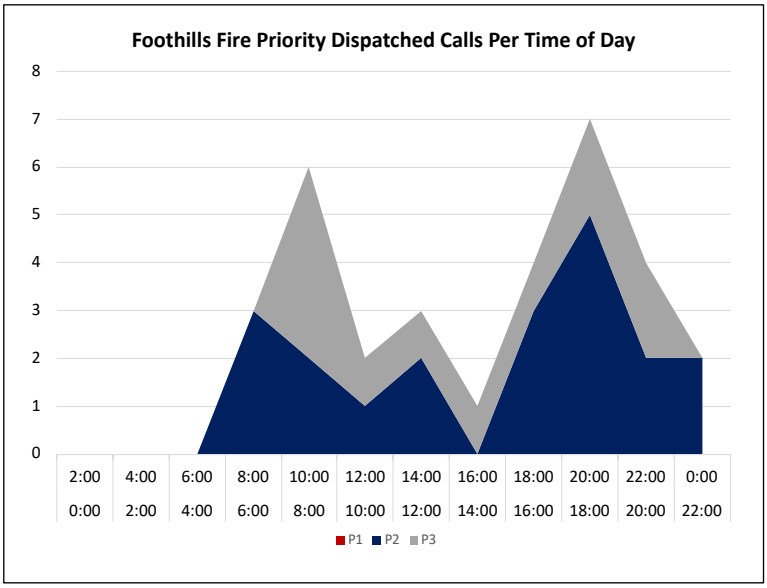

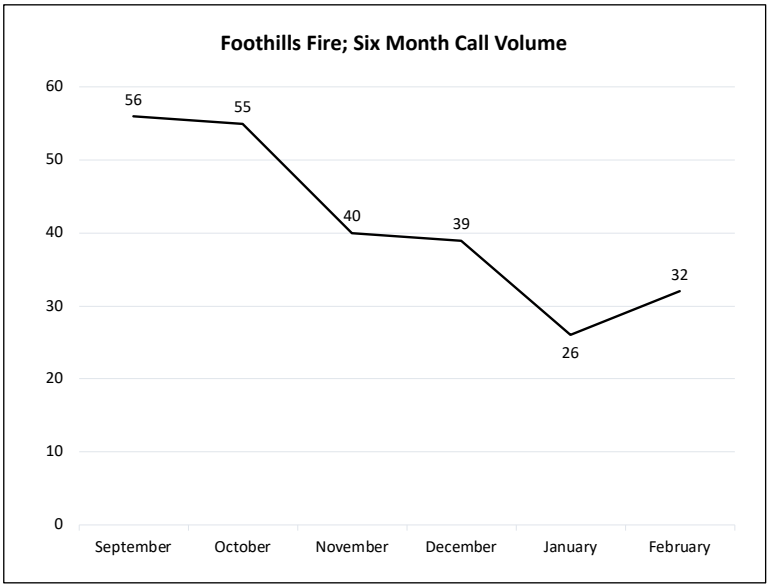

Dispatched Call Volume Per Day of the Week; P1 - P3					
Day of Week	**P1**	**P2**	**P3**	**Total**	**Average**
Sunday	0	5	1	6	1.5
Monday	0	2	2	4	1.0
Tuesday	0	1	3	4	1.0
Wednesday	0	5	0	5	1.3
Thursday	0	1	3	4	1.0
Friday	0	2	2	4	1.0
Saturday	0	4	1	5	1.3

1. Call received and processed by JeffCom

2. Call dispatched by JeffCom

3. Self-initiated activity removed

Call Entry To Unit Assignment		
Priority	**Count**	**Assignment < 1 Minute**
1	N/A	N/A
2	20	70%

Jeffco Sheriff

Dispatch Report

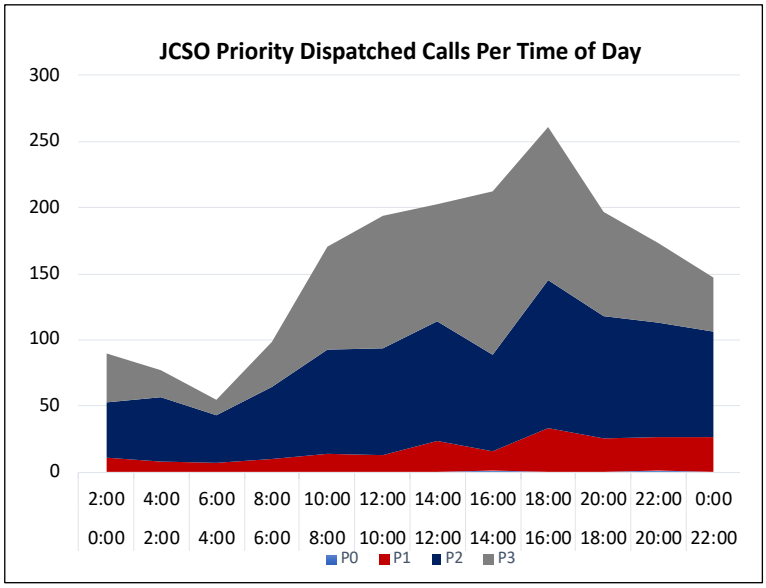

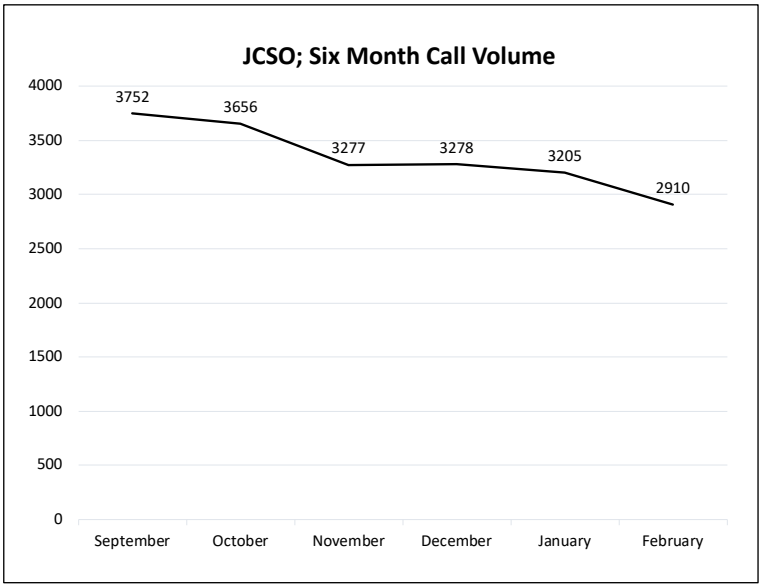

Dispatched Call Volume Per Day of the Week; P0 - P3						
Day of Week	**P0**	**P1**	**P2**	**P3**	**Total**	**Average**
Sunday	1	34	126	86	247	61.8
Monday	0	27	112	120	259	64.8
Tuesday	1	20	123	117	261	65.3
Wednesday	0	27	115	144	286	71.5
Thursday	0	35	136	122	293	73.3
Friday	0	42	120	112	274	68.5
Saturday	0	29	142	87	258	64.5

1. Call received and processed by JeffCom
2. Call dispatched by JeffCom
3. Self-initiated activity removed

Call Entry To Unit Assignment			
Priority	**Count**	**Assignment < 2 Minutes**	**Assignment < 4 Minutes**
1	214	90%	98%
2	874	62%	86%

Lakewood PD

Dispatch Report

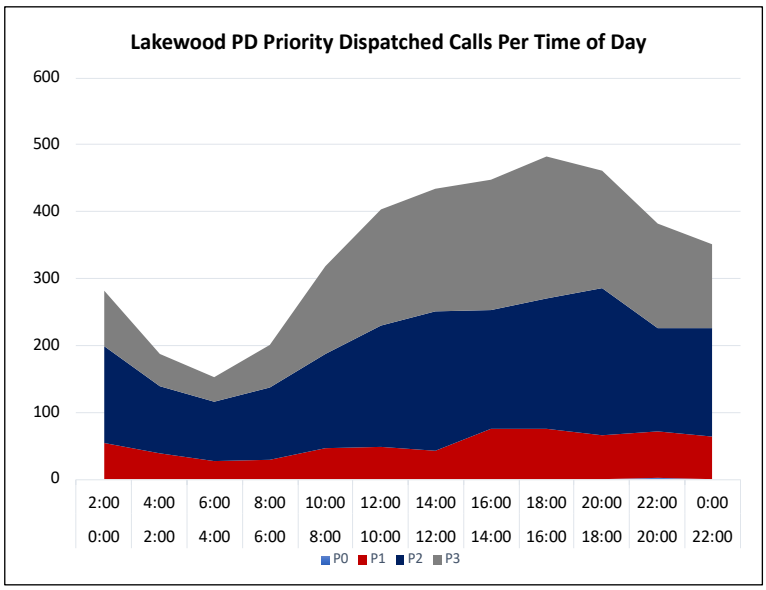

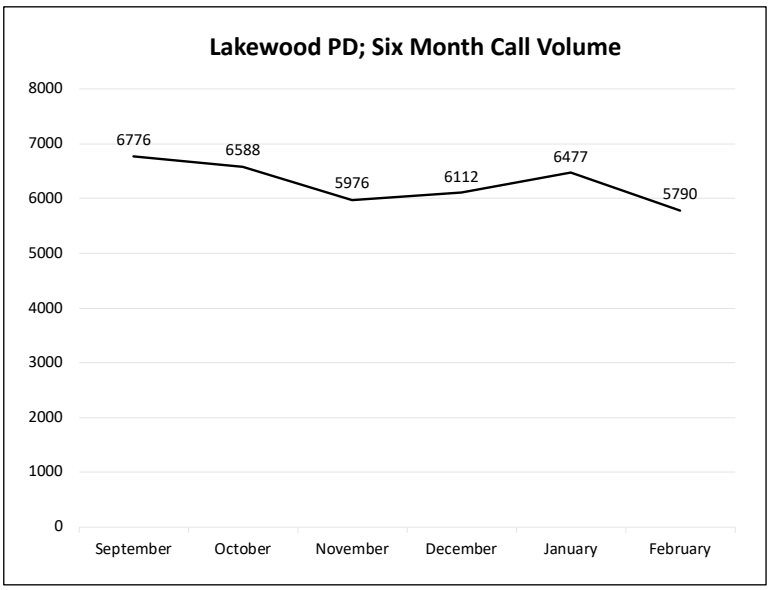

Dispatched Call Volume Per Day of the Week; P0 - P3						
Day of Week	**P0**	**P1**	**P2**	**P3**	**Total**	**Average**
Sunday	0	109	245	228	582	145.5
Monday	0	85	294	255	634	158.5
Tuesday	1	89	315	226	631	157.8
Wednesday	1	77	276	215	569	142.3
Thursday	0	88	239	214	541	135.3
Friday	1	90	265	239	595	148.8
Saturday	0	100	239	211	550	137.5

1. Call received and processed by JeffCom
2. Call dispatched by JeffCom
3. Self-initiated activity removed

Call Entry To Unit Assignment			
Priority	**Count**	**Assignment < 2 Minutes**	**Assignment < 4 Minutes**
1	638	79%	92%
2	1873	49%	73%

Wheat Ridge PD

Dispatch Report

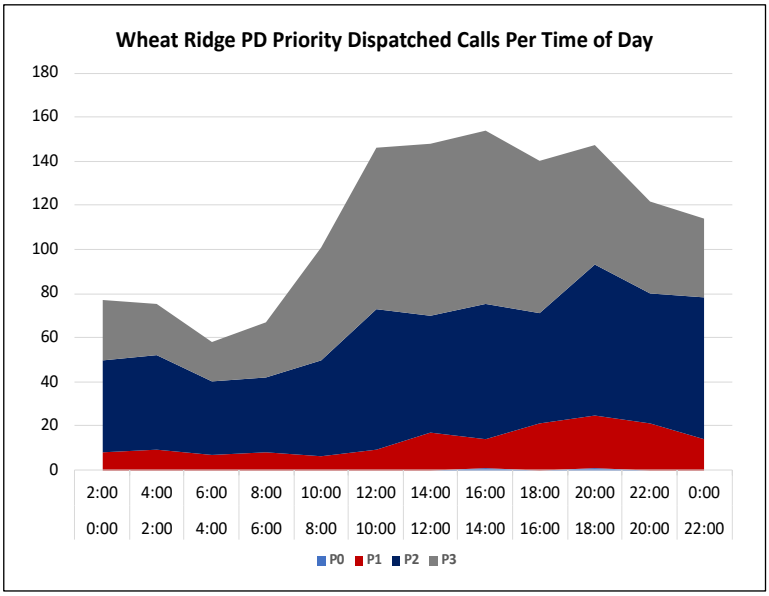

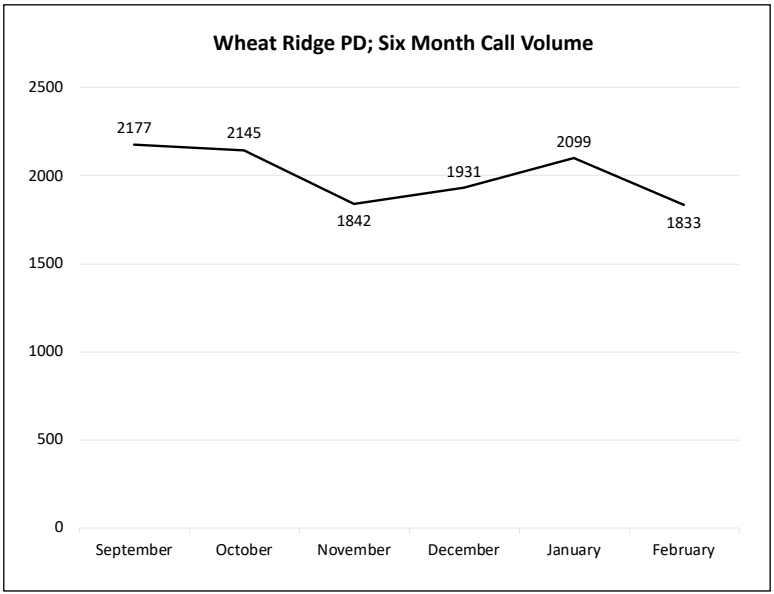

Dispatched Call Volume Per Day of the Week; P0 - P3						
Day of Week	P0	P1	P2	P3	Total	Average
Sunday	0	26	69	69	164	41.0
Monday	0	19	76	81	176	44.0
Tuesday	1	15	87	100	203	50.8
Wednesday	0	17	103	76	196	49.0
Thursday	0	23	89	86	198	49.5
Friday	0	21	91	93	205	51.3
Saturday	1	36	100	70	207	51.8

1. Call received and processed by JeffCom
2. Call dispatched by JeffCom
3. Self-initiated activity removed

Call Entry To Unit Assignment			
Priority	Count	Assignment < 2 Minutes	Assignment < 4 Minutes
1	157	75%	90%
2	615	50%	69%

Arvada PD

Dispatch Report

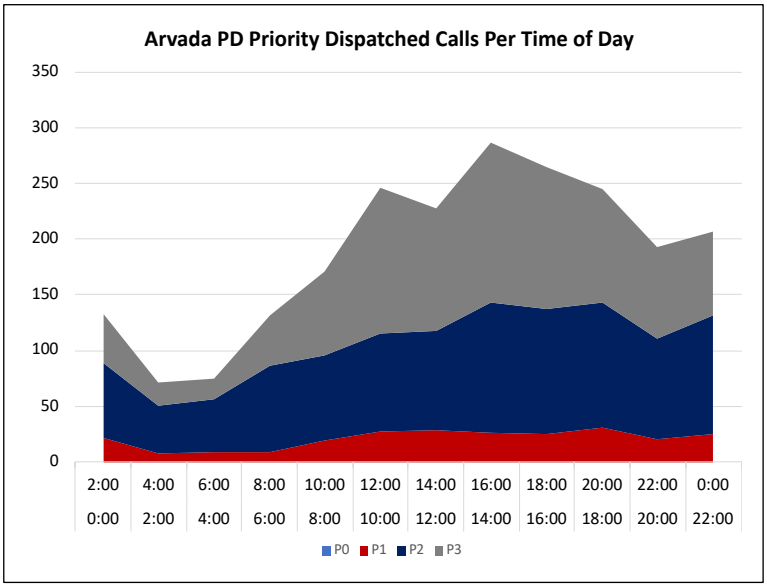

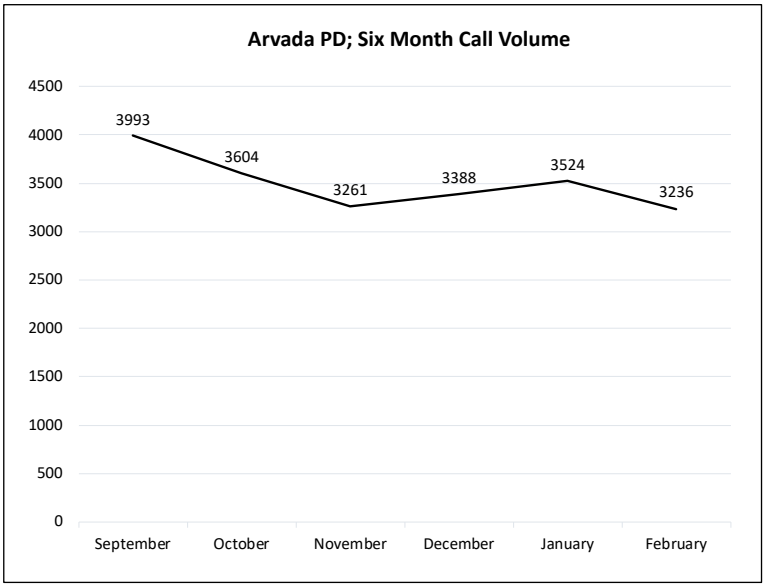

Dispatched Call Volume Per Day of the Week; P0 - P3						
Day of Week	**P0**	**P1**	**P2**	**P3**	**Total**	**Average**
Sunday	0	47	118	119	284	71.0
Monday	0	40	155	148	343	85.8
Tuesday	0	30	154	150	334	83.5
Wednesday	0	25	184	125	334	83.5
Thursday	0	40	135	134	309	77.3
Friday	0	32	140	164	336	84.0
Saturday	0	34	139	136	309	77.3

1. Call received and processed by JeffCom
2. Call dispatched by JeffCom
3. Self-initiated activity removed

Call Entry To Unit Assignment			
Priority	**Count**	**Assignment < 2 Minutes**	**Assignment < 4 Minutes**
1	248	88%	96%
2	1025	66%	83%

Golden PD

Dispatch Report

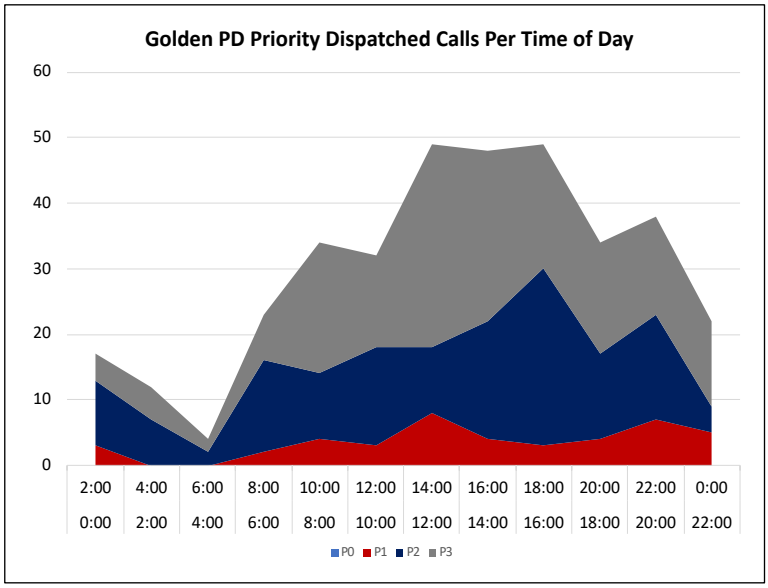

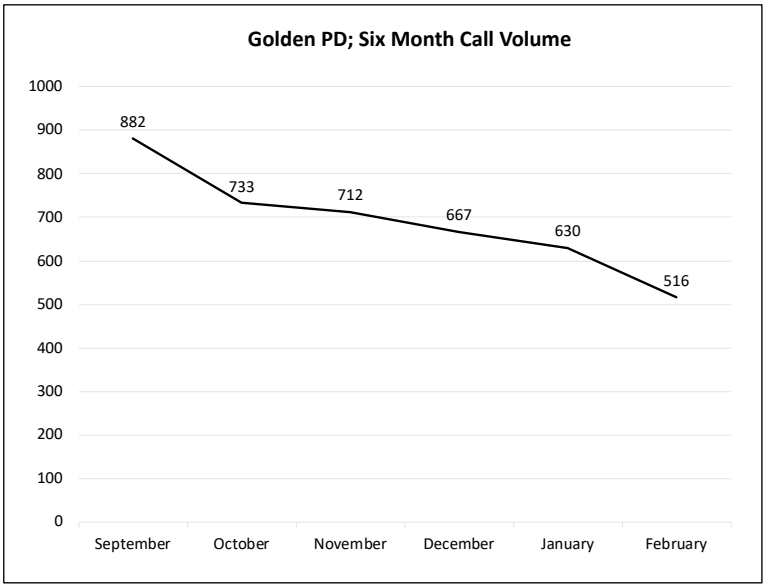

Dispatched Call Volume Per Day of the Week; P0 - P3						
Day of Week	P0	P1	P2	P3	Total	Average
Sunday	0	7	17	30	54	13.5
Monday	0	5	28	20	53	13.3
Tuesday	0	8	25	17	50	12.5
Wednesday	0	10	20	32	62	15.5
Thursday	0	3	15	21	39	9.8
Friday	0	5	19	33	57	14.3
Saturday	0	5	22	20	47	11.8

1. Call received and processed by JeffCom
2. Call dispatched by JeffCom
3. Self-initiated activity removed

Call Entry To Unit Assignment			
Priority	Count	Assignment < 2 Minutes	Assignment < 4 Minutes
1	43	79%	98%
2	146	73%	88%

Lakeside PD

Dispatch Report

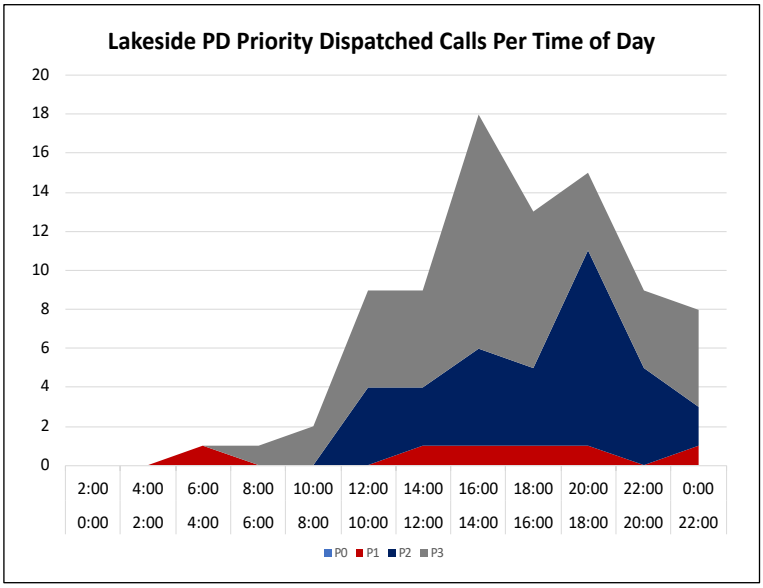

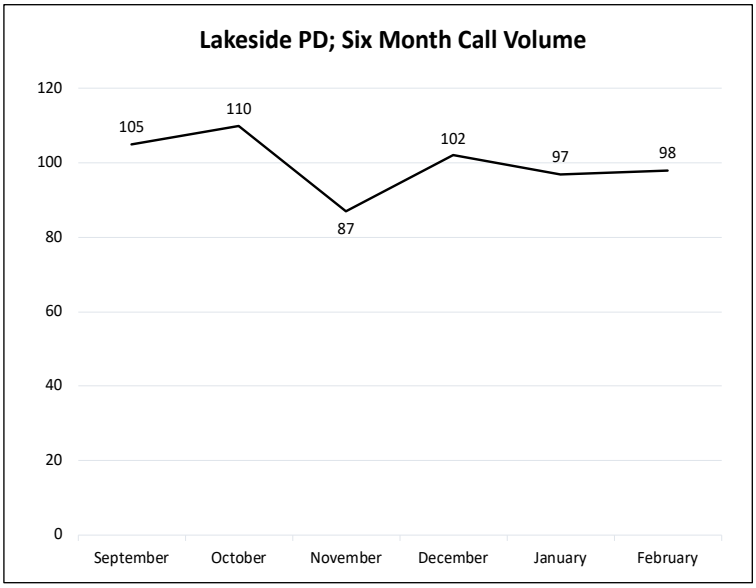

Dispatched Call Volume Per Day of the Week; P0 - P3						
Day of Week	**P0**	**P1**	**P2**	**P3**	**Total**	**Average**
Sunday	0	1	3	7	11	2.8
Monday	0	0	4	3	7	1.8
Tuesday	0	1	4	7	12	3.0
Wednesday	0	0	6	11	17	4.3
Thursday	0	0	4	5	9	2.3
Friday	0	1	3	7	11	2.8
Saturday	0	3	9	6	18	4.5

1. Call received and processed by JeffCom
2. Call dispatched by JeffCom
3. Self-initiated activity removed

Call Entry To Unit Assignment			
Priority	**Count**	**Assignment < 2 Minutes**	**Assignment < 4 Minutes**
1	6	83%	83%
2	33	67%	88%

Morrison PD

Dispatch Report

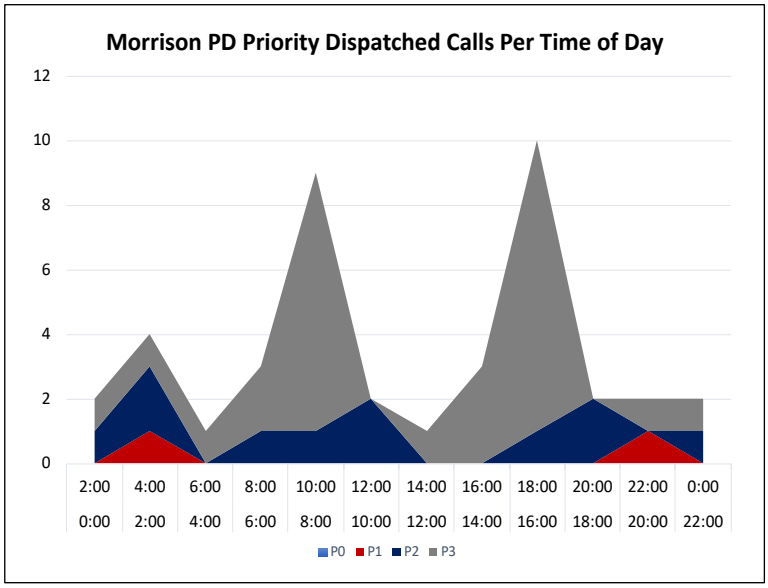

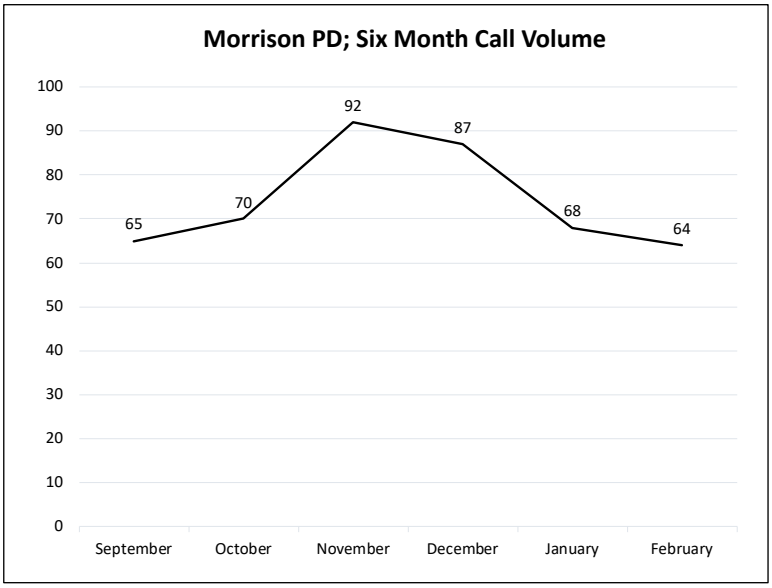

Dispatched Call Volume Per Day of the Week; P0 - P3						
Day of Week	**P0**	**P1**	**P2**	**P3**	**Total**	**Average**
Sunday	0	0	2	2	4	1.0
Monday	0	1	1	8	10	2.5
Tuesday	0	0	1	2	3	0.8
Wednesday	0	0	3	5	8	2.0
Thursday	0	0	1	4	5	1.3
Friday	0	0	3	5	8	2.0
Saturday	0	1	0	2	3	0.8

1. Call received and processed by JeffCom

2. Call dispatched by JeffCom

3. Self-initiated activity removed

Call Entry To Unit Assignment			
Priority	**Count**	**Assignment < 2 Minutes**	**Assignment < 4 Minutes**
1	2	100%	100%
2	11	91%	100%

Mountain View PD

Dispatch Report

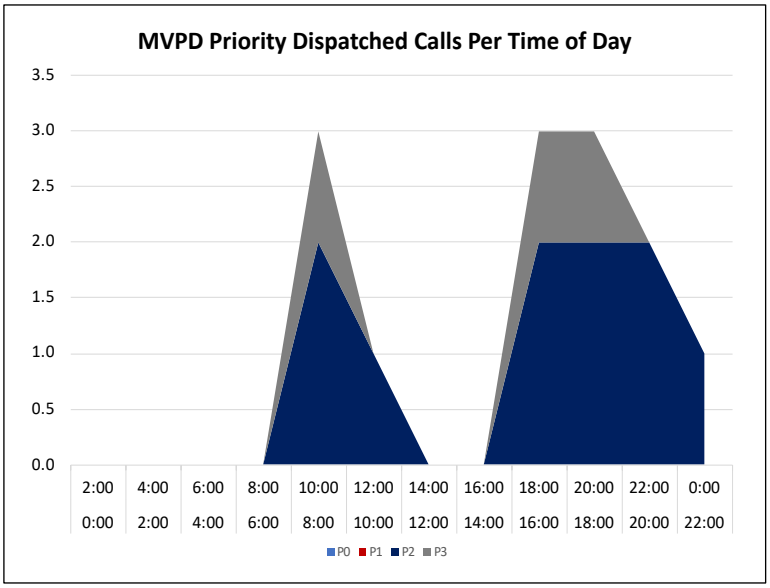

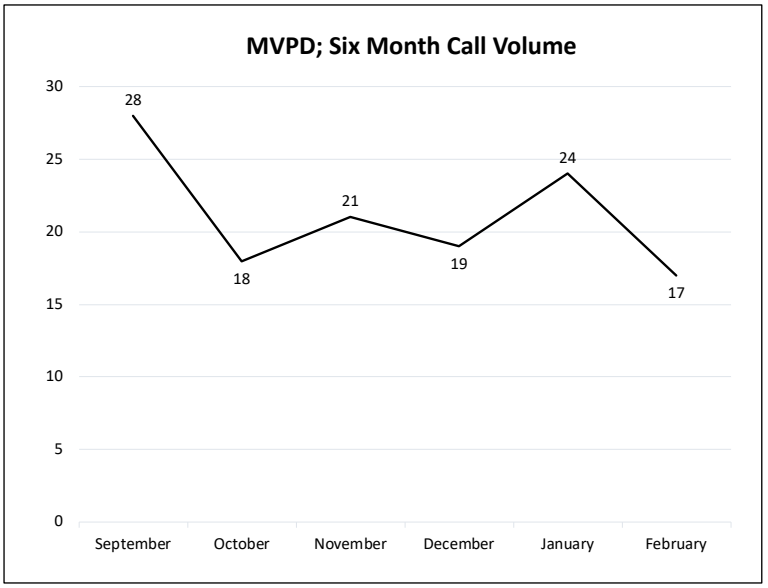

Dispatched Call Volume Per Day of the Week; P0 - P3						
Day of Week	**P0**	**P1**	**P2**	**P3**	**Total**	**Average**
Sunday	0	0	1	0	1	0.3
Monday	0	0	1	0	1	0.3
Tuesday	0	0	3	1	4	1.0
Wednesday	0	0	4	1	5	1.3
Thursday	0	0	0	0	0	0.0
Friday	0	0	1	0	1	0.3
Saturday	0	0	0	1	1	0.3

1. Call received and processed by JeffCom
2. Call dispatched by JeffCom
3. Self-initiated activity removed

Call Entry To Unit Assignment			
Priority	**Count**	**Assignment < 2 Minutes**	**Assignment < 4 Minutes**
1	N/A	N/A	N/A
2	10	100%	100%

Edgewater PD

Dispatch Report

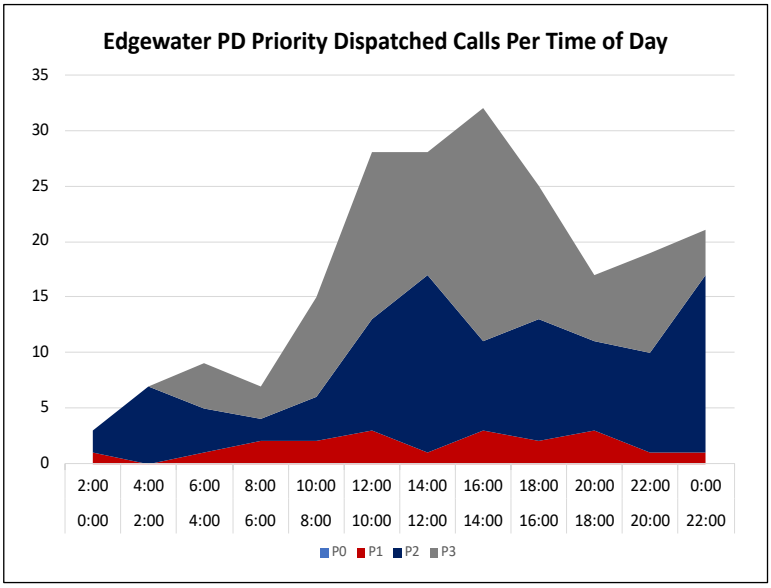

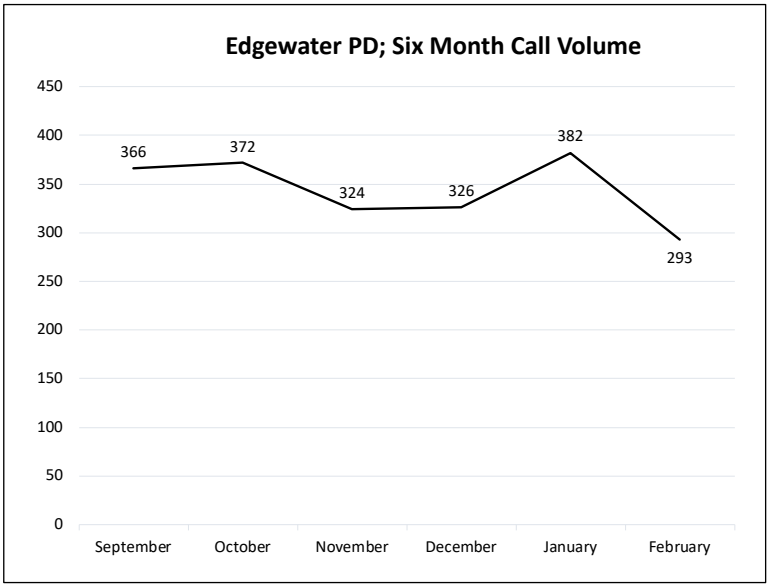

Dispatched Call Volume Per Day of the Week; P0 - P3						
Day of Week	**P0**	**P1**	**P2**	**P3**	**Total**	**Average**
Sunday	0	1	10	10	21	5.3
Monday	0	3	19	12	34	8.5
Tuesday	0	5	15	12	32	8.0
Wednesday	0	2	15	21	38	9.5
Thursday	0	1	10	14	25	6.3
Friday	0	5	13	15	33	8.3
Saturday	0	3	15	10	28	7.0

1. Call received and processed by JeffCom
2. Call dispatched by JeffCom
3. Self-initiated activity removed

Call Entry To Unit Assignment			
Priority	**Count**	**Assignment < 2 Minutes**	**Assignment < 4 Minutes**
1	20	95%	100%
2	97	76%	90%

Colorado School of Mines PD

Dispatch Report

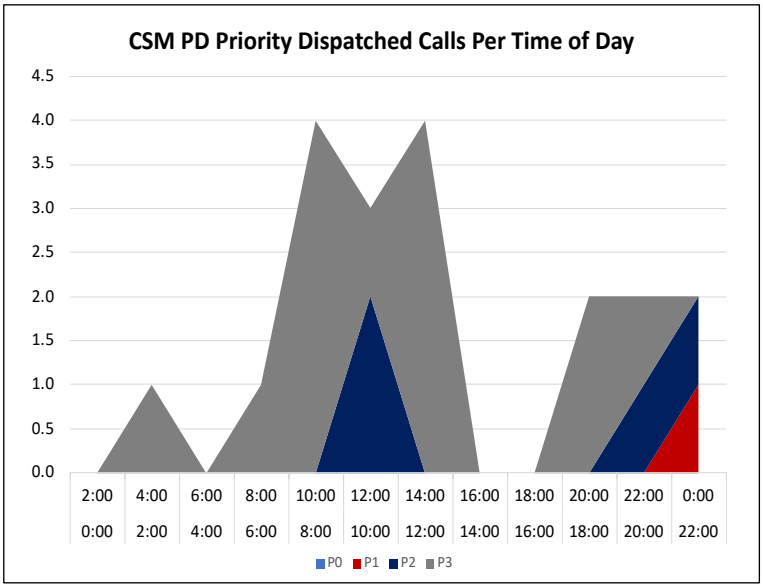

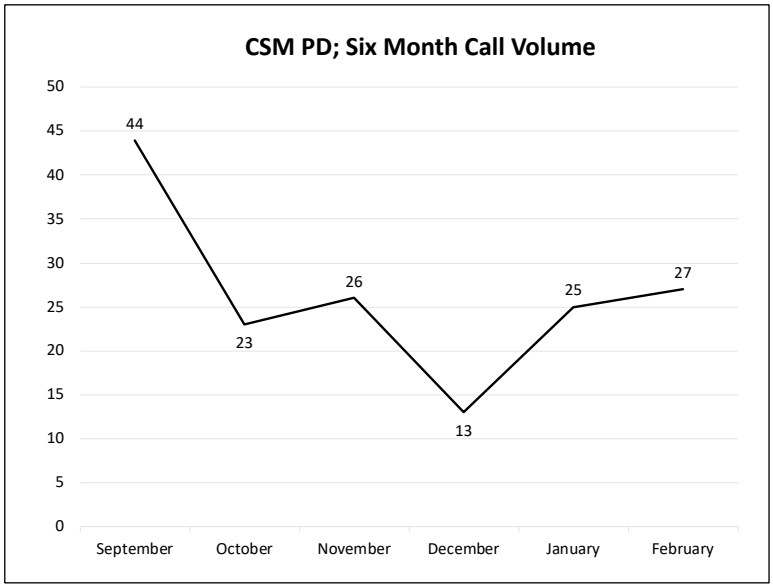

Dispatched Call Volume Per Day of the Week; P0 - P3						
Day of Week	**P0**	**P1**	**P2**	**P3**	**Total**	**Average**
Sunday	0	1	1	0	2	0.5
Monday	0	0	0	3	3	0.8
Tuesday	0	0	2	2	4	1.0
Wednesday	0	0	0	5	5	1.3
Thursday	0	0	1	2	3	0.8
Friday	0	0	0	1	1	0.3
Saturday	0	0	0	1	1	0.3

1. Call received and processed by JeffCom
2. Call dispatched by JeffCom
3. Self-initiated activity removed

Call Entry To Unit Assignment			
Priority	**Count**	**Assignment < 2 Minutes**	**Assignment < 4 Minutes**
1	1	100%	100%
2	4	100%	100%